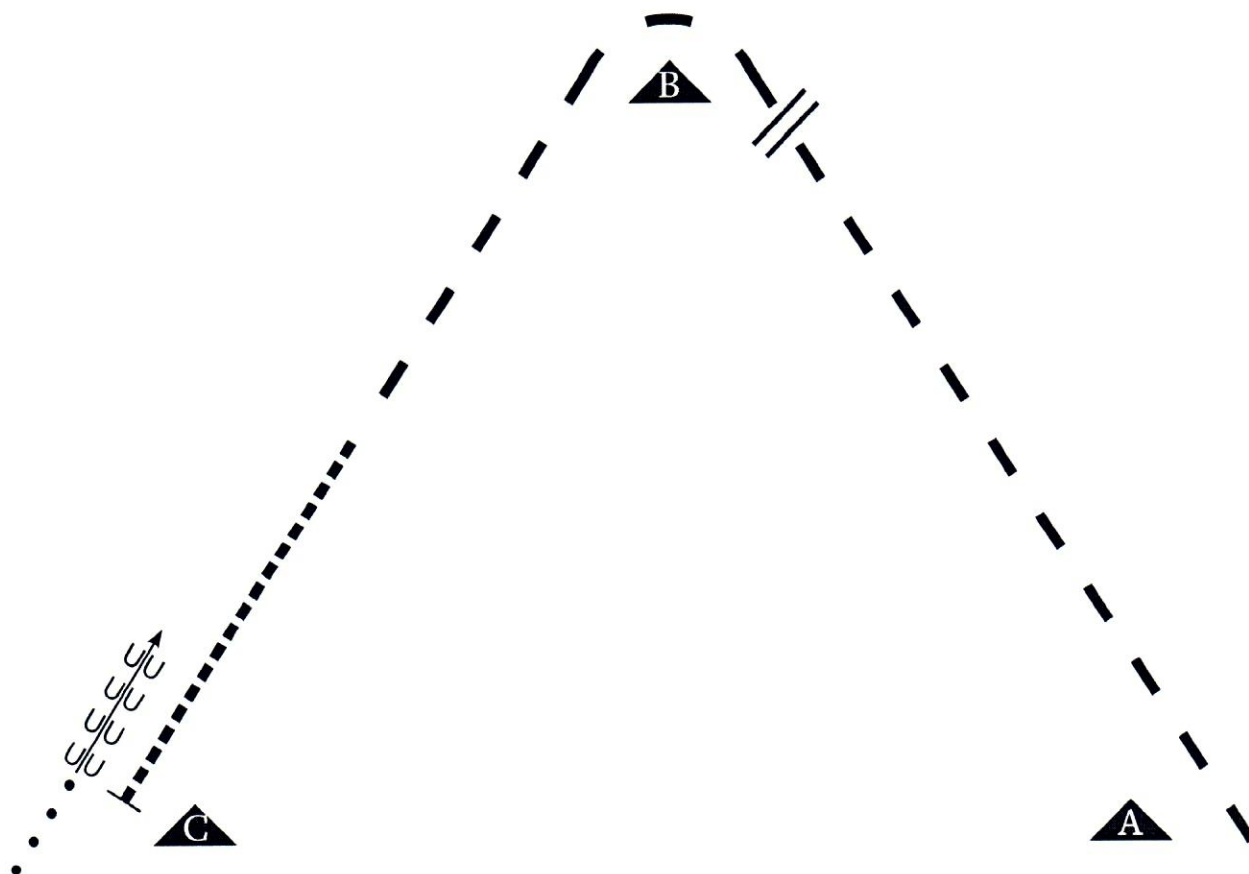


EQUITATION

(Walk-Trot)



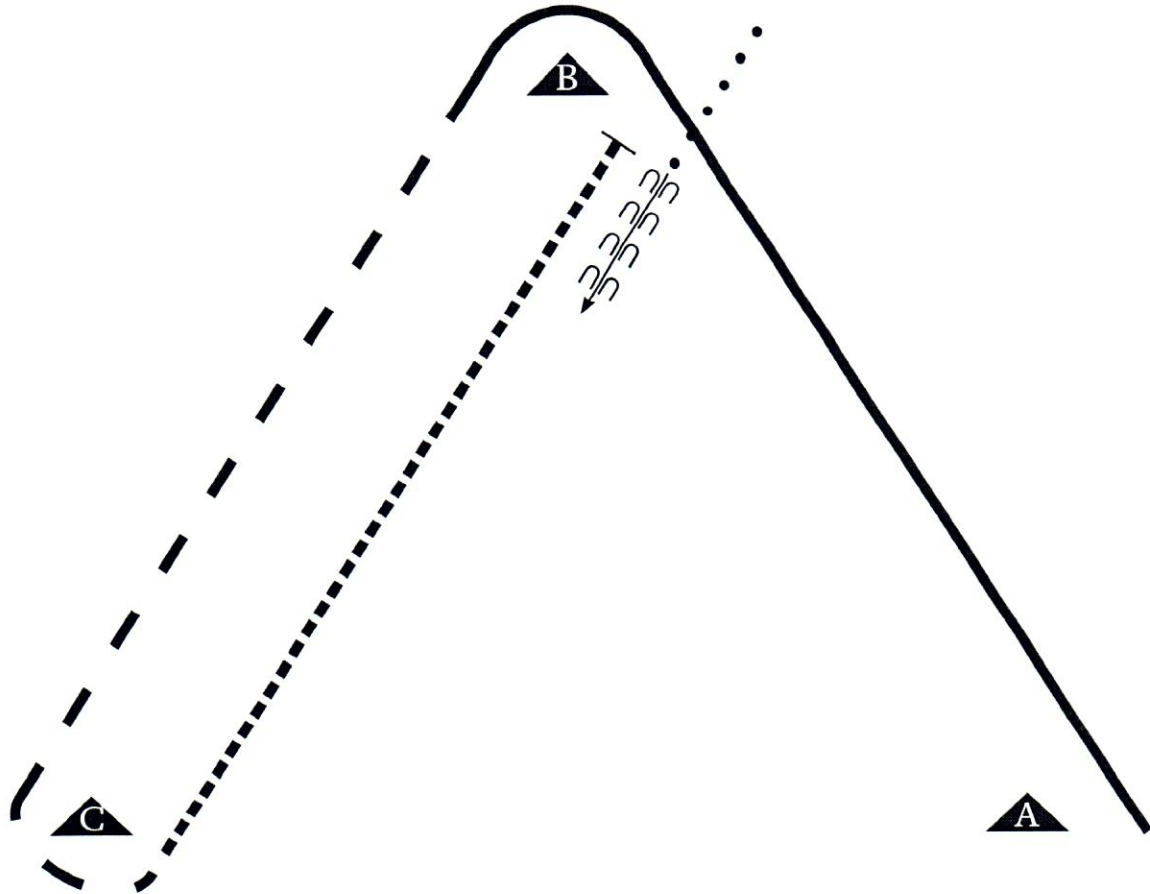
Be ready at A

1. Trot left diagonal to B.
2. Change diagonal and continue around B.
3. Sitting trot halfway to C.
4. Stop and back.
5. Exit at the walk.

.....	Walk
-----	Sitting Trot
- - - -	Trot
//	Change Diagonal
← ⊞ ⊞ ⊞ ⊞	Back
▲ A	Cone

EQUITATION

(Novice)



Be ready at A

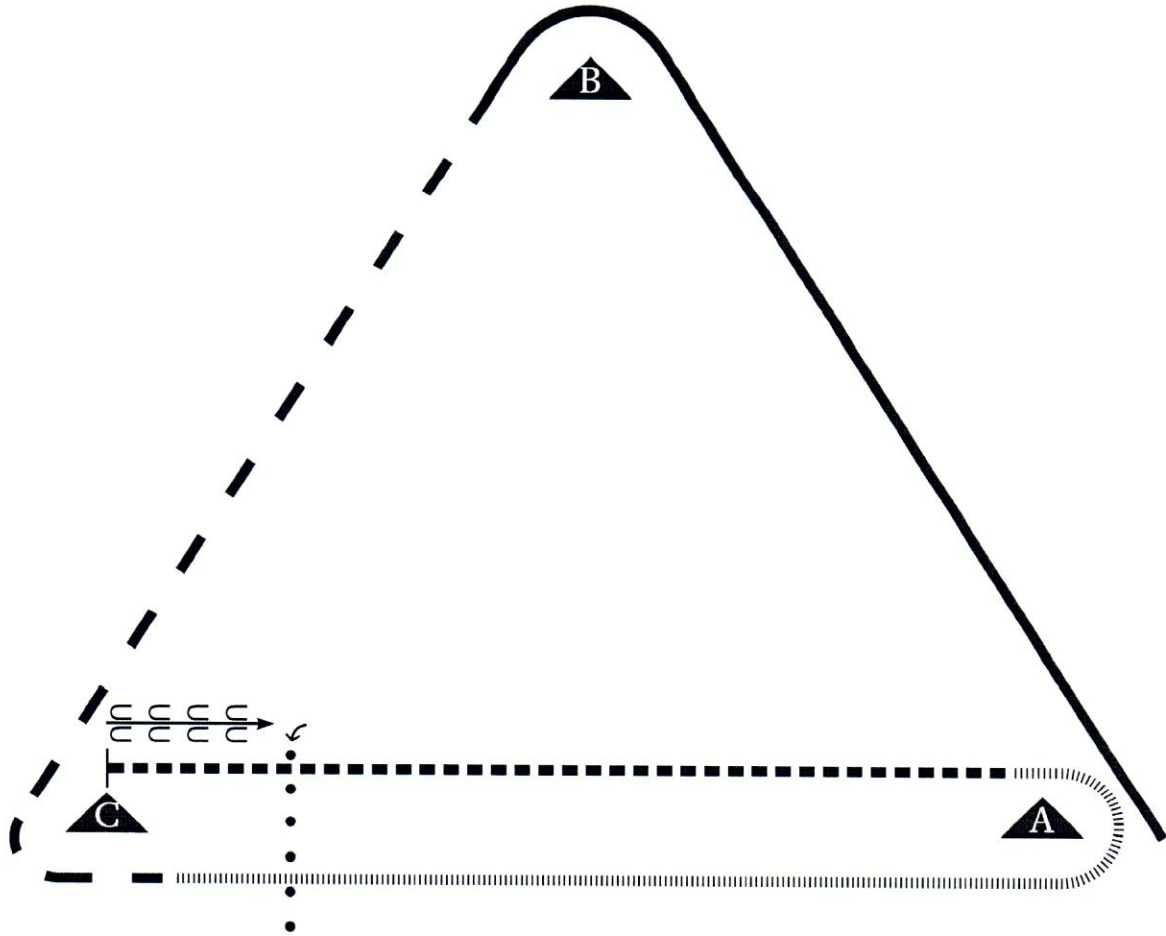
1. Canter left lead to and around B.
2. Break to the trot on the right diagonal to and around C.
3. Sitting trot to B.
4. Stop and back.
5. Exit at the walk.

.....	Walk
-----	Sitting Trot
- - - - -	Trot
—————	Canter
← — — — —	Back
▲ A	Cone

EQUITATION

(Youth & Amateur)

RQHA, Saturday, June 17, 2023



Be ready at A

1. Canter right lead to and around B.
2. Break to the trot on the right diagonal to and around C.
3. Two point at the trot to and around A.
4. Sitting trot to C.
5. Stop and back.
6. Perform a 90° turn left on the forehand.
7. Exit at the walk.

.....	Walk
-----	Sitting Trot
- - - - -	Trot
.....	2 Point Trot
—————	Canter
← 3 3 3 3	Back
▲ A	Cone

Pattern provided by Andrea Simons